

Instructions

HOSES AND LADDERS



Contents:

One playing board with tokens and a dice to press out, assemble and use.

Setting up:

- Press out the six coloured tokens.
- Press out and assemble the dice into a cube.
- Each player chooses a coloured token and places it on the **START HERE** square.


How to play:

- Place token on **START HERE** square.
- Each player rolls the dice in turn and follows the instructions in the square they land in.
- Climb up ladders.
- Slide down hoses.
- If you land on a red circle follow the instructions of that circle.


The winner is the first player to reach the **YOU'RE FINISHED** square.

Instructions for Dice Assembly:

1. Press out the shape of the dice.
2. Fold along the black lines to make creases
3. Fold the red tabs marked with "A" so they meet and are covered by the side with five dots.
4. Fold the red tabs marked with "B" so they meet and are covered by the side with two dots.
5. Use a small amount of glue on each of the red tabs to seal the dice and form a box or cube shape.
6. Insert red tab marked "D" into slot marked "C".



HOW TO PLAY



The South Australian Metropolitan Fire Service (MFS) believes that all children should learn the important lessons of fire safety and the best way to learn is through a fun game.

Adults should talk with children about the messages contained in this game and reinforce them whenever they can.

- Talk with children about how good fires are useful tools for heating and cooking but when they get out of control they turn into bad fires.
- Ask children to show you how to crawl low under smoke. Explain that hot smoke always goes up to the ceiling but if they crawl along the floor they can still find cooler, clean air to breathe so that they can escape.
- Ask children to show you how to Stop, Cover, Drop and Roll to extinguish flames on their clothes. Explain that running makes the flames burn faster but if they stand still, cover their face, drop to the ground and roll backwards and forwards over the burning area then the flames will be put out.
- Talk to children about the types of emergency situations where they would need to dial zero zero zero (000).
- Talk to children about the things in your home that can burn them.
- Make them your Assistant Fire Warden and let them help you as you test your smoke alarm battery every month.


The good habits you teach your children now can set the pattern for a lifetime of fire safety. Even one child burned is one child too many.

Happy learning from the SA Metropolitan Fire Service.

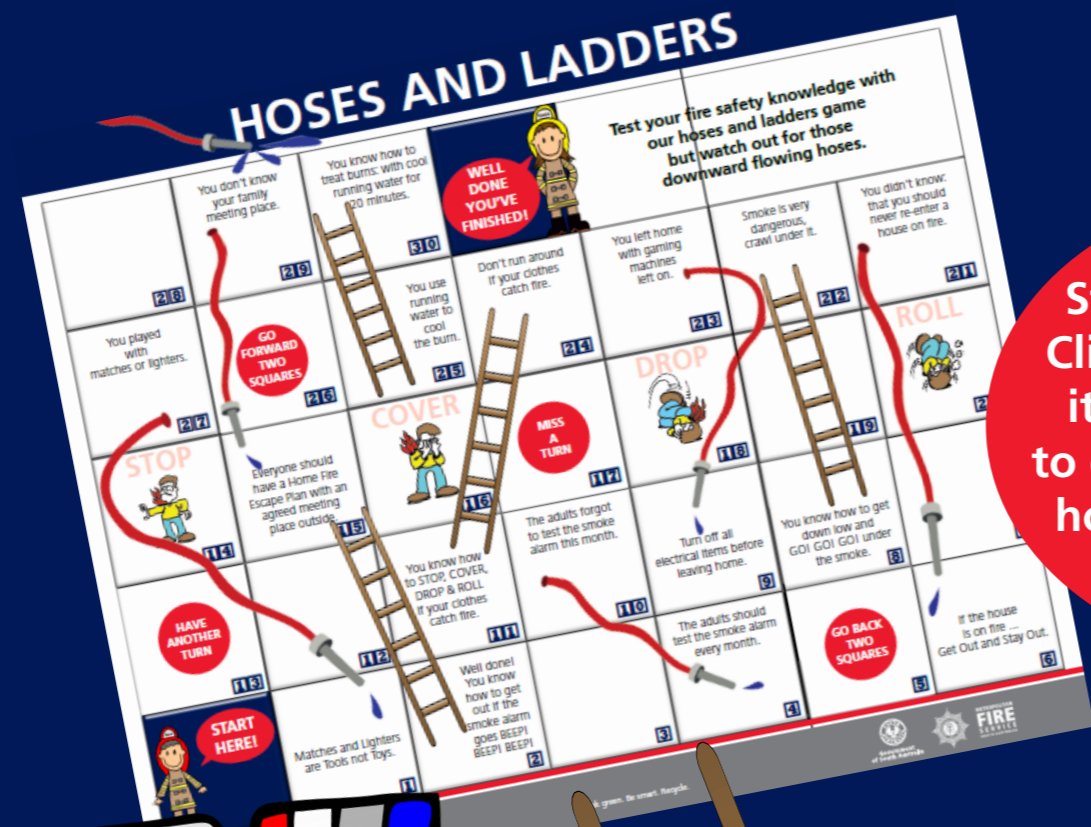
<p>WELL DONE YOU'VE FINISHED!</p>		<p>Test your fire safety knowledge with our hoses and ladders game but watch out for those downward flowing hoses.</p>	
<p>28</p> <p>You played with matches or lighters.</p>	<p>29</p> <p>You don't know your family meeting place.</p>	<p>30</p> <p>You know how to treat burns: with cool running water for 20 minutes.</p>	<p>31</p> <p>You didn't know: that you should never re-enter a house on fire.</p>
<p>27</p> <p>STOP</p>	<p>26</p> <p>GO FORWARD TWO SQUARES</p>	<p>25</p> <p>COVER</p>	<p>24</p> <p>MISS A TURN</p>
<p>23</p> <p>DROP</p>	<p>22</p> <p>ROLL</p>	<p>21</p> <p>ROLL</p>	<p>20</p> <p>ROLL</p>
<p>14</p> <p>HAVE ANOTHER TURN</p>	<p>15</p> <p>Everyone should have a Home Fire Escape Plan with an agreed meeting place outside.</p>	<p>16</p> <p>COVER</p>	<p>17</p> <p>MISS A TURN</p>
<p>13</p> <p>HAVE ANOTHER TURN</p>	<p>12</p> <p>Everyone should have a Home Fire Escape Plan with an agreed meeting place outside.</p>	<p>11</p> <p>COVER</p>	<p>10</p> <p>MISS A TURN</p>
<p>1</p> <p>START HERE!</p>	<p>2</p> <p>Matches and Lighters are Tools not Toys.</p>	<p>3</p> <p>Well done! You know how to get out if the smoke alarm goes BEEP! BEEP! BEEP!</p>	<p>4</p> <p>The adults should test the smoke alarm every month.</p>
<p>5</p> <p>GO BACK TWO SQUARES</p>	<p>6</p> <p>If the house is on fire ... Get Out and Stay Out.</p>	<p>7</p> <p>GO BACK TWO SQUARES</p>	<p>8</p> <p>You know how to get down low and GO! GO! GO! under the smoke.</p>
<p>9</p> <p>Turn off all electrical items before leaving home.</p>	<p>18</p> <p>DROP</p>	<p>19</p> <p>MISS A TURN</p>	<p>20</p> <p>ROLL</p>
<p>23</p> <p>DROP</p>	<p>22</p> <p>ROLL</p>	<p>21</p> <p>ROLL</p>	<p>20</p> <p>ROLL</p>
<p>23</p> <p>DROP</p>	<p>22</p> <p>ROLL</p>	<p>21</p> <p>ROLL</p>	<p>20</p> <p>ROLL</p>

SA METROPOLITAN FIRE SERVICE

HOSES AND LADDERS



Hi, I'm Firefighter Dan. Have fun learning home fire safety with our Hoses and Ladders game.



Hi! I'm Station Officer Susie. Climb the ladder when it is the correct thing to do, or slide down the hose if it is the wrong thing to do.



SOUTH AUSTRALIAN METROPOLITAN FIRE SERVICE

HOSES AND LADDERS

Test your fire safety knowledge with our Hoses and Ladders game. Don't forget to watch out for those downward flowing hoses. Good luck, Chief Officer Alex.



Ages 5 to adult
Up to six players

